



Central Delaware County Authority
c/o Catania Engineering Associates, Inc.
520 W. MacDade Blvd
Milmont Park, PA 19033

Attn: Charles J. Catania Jr., P.E.

February 21, 2024
Project No. UPTSA-107-24

**Re: Chapter 94 Report – Year 2023
UPTSA Farnum Road District**

Dear Mr. Catania:

Pursuant to your request, enclosed is this office's submission for the Upper Providence Township Sewer Authority's Chapter 94 Report for the Year 2023.

If you have any questions or require additional information regarding the above, please do not hesitate to contact me.

Sincerely,
Kelly Engineers and Surveyors

James P. Kelly, P.E.
Principal

Enclosures

cc: Kevin Matson, Operations Manager (via email)
File

KELLY ENGINEERS & SURVEYORS
30 LACRUE AVENUE, SUITE 201
GLEN MILLS, PA 19342
O: 610.358.9363
WWW.KELLYENGINEERS.COM



CHAPTER 94 MUNICIPAL WASTELOAD MANAGEMENT ANNUAL REPORT

For Calendar Year: **2023 (Farnum Rd)**

- ☐ Permittee is owner and/or operator of a POTW or other sewage treatment facility
☒ Permittee is owner and/or operator of a collection system tributary to a POTW not owned/operated by permittee

GENERAL INFORMATION			
Permittee Name:	Upper Providence Township Sewer Authority	Permit No.:	PA
Mailing Address:	935 North Providence Road	Effective Date:	N/A
City, State, Zip:	Media, Pa 19063	Expiration Date:	N/A
Contact Person:	James P. Kelly, P.E.	Renewal Due Date:	N/A
Title:	Borough Engineer	Municipality:	Upper Providence Township
Phone:	610-358-9363	County:	Delaware County
Email:	jpkelly@kellyengineers.com	Consultant Name:	Kelly Engineers & Surveyors
CHAPTER 94 REPORT COMPONENTS			
<p>1. Attach to this report a line graph depicting the monthly average flows (expressed in MGD) for each month for the past 5 years and projecting the flows for the next 5 years. The graph must also include a line depicting the hydraulic design capacity per the WQM permit. (<u>25 Pa. Code § 94.12(a)(1)</u>)</p> <p>Check the appropriate boxes:</p> <p><input type="checkbox"/> Line graph for flows attached (Attachment)</p> <p><input type="checkbox"/> DEP Chapter 94 Spreadsheet used (Attachment)</p> <p><input checked="" type="checkbox"/> Section 1 is not applicable (report is for a collection system).</p>			
<p>2. Attach to this report a line graph depicting the monthly average organic loads (express as lbs BOD5/day) for each month for the past 5 years and projecting the organic loads for the next 5 years. The graph must also include a line depicting the organic design capacity of the treatment plant per the WQM permit. (<u>25 Pa. Code § 94.12(a)(2)</u>)</p> <p>Check the appropriate boxes:</p> <p><input type="checkbox"/> Line graph for organic loads attached (Attachment)</p> <p><input type="checkbox"/> DEP Chapter 94 Spreadsheet used (Attachment)</p> <p><input checked="" type="checkbox"/> Section 2 is not applicable (report is for a collection system).</p>			

3. If the DEP Chapter 94 Spreadsheet was not used to determine projections, discuss the basis for the hydraulic and organic projections. In all cases, include a description of the time needed to expand the plant to meet the load projections, if necessary, and data used to support the projections should be included in an appendix to this report. (25 Pa. Code § 94.12(a)(3))

N/A

4. Attach a map showing all sewer extensions constructed within the past calendar year, sewer extensions approved or exempted in the past year in accordance with Act 537 and Chapter 71, but not yet constructed, and all known proposed projects which require public sewers but are in the preliminary planning stages. The map must be accompanied by a list summarizing each extension or project and the population to be served by the extension or project. If a sewer extension approval or proposed project includes schedules describing how the project will be completed over time, the listing should include that information and the effect this build-out-rate will have on populations served. (25 Pa. Code § 94.12(a)(4))

Check the appropriate boxes:

- ☒ Map showing sewer extensions constructed, approved/exempted but not yet constructed, and proposed projects attached (**Attachment**)
- ☐ List summarizing each extension or project attached (**Attachment**)
- ☐ Schedules describing how each project will be completed over time and effects attached (**Attachment**)

Comments:

The Farnum Road sewer district is essentially built out with all properties connected to public sewers. No sewer extensions were conducted within the last year. From year 2009 to the current date, the Sewer Authority awarded bids for the construction of the Low Pressure Sanitary Sewer Mains for Sewer Districts 1 through 9. All phases have been constructed. See attached map in Appendix A.

5. Discuss the permittee's program for sewer system monitoring, maintenance, repair and rehabilitation, including routine and special activities, personnel and equipment used, sampling frequency, quality assurance, data analyses, infiltration/inflow monitoring, and, where applicable, maintenance and control of combined sewer regulators during the past year. Attach a separate sheet if necessary. (25 Pa. Code § 94.12(a)(5))

During the 2010 calendar year, a ProMag 53 Flowmeter was installed at the intersection of Farnum Road and Crum Creek Road. This flowmeter monitors all flows generated entering the Farnum Road CDCA district. During the 2012 calendar year, a ProMag 53 Flowmeter was installed at the intersection of Dog Kennel and Paxon Hollow Road. This flowmeter monitors all flows generated entering from the "Phases 5, 6, 7 and 8" CDCA districts.

During the 2012 calendar year, a ProMag 53 Flowmeter was installed at the intersection of State Road and Crum Creek Road. This flowmeter monitors all flows generated entering from the "Phase 9" CDCA district. In an effort to maintain the system and diagnose sewer conditions, the Sewer Authority has implemented a 4 year program of television inspection and cleaning. In addition, the branches of the sanitary sewers located on Dyanna Lane, Dogwood Road and several private driveways and all future public sewers (Sewer Districts 5 through 9) are low-pressure systems that are free from the effects of Inflow and Infiltration.

6. Discuss the condition of the sewer system including portions of the system where conveyance capacity is being exceeded or will be exceeded in the next 5 years and portions where rehabilitation or cleaning is needed or is underway to maintain the integrity of the system and prevent or eliminate bypassing, CSOs, SSOs, excessive infiltration and other system problems. Attach a separate sheet if necessary. (25 Pa. Code § 94.12(a)(6))

Check the appropriate boxes:

- ☐ System experienced capacity-related bypassing, SSOs or surcharging during the report year. On a separate sheet, list the date, location, and reason for each bypass, SSO or surcharge event.
- ☒ System did not experience capacity-related bypassing, SSOs or surcharging during the report year.

Comments:

There is no apparent gravity main or low pressure sanitary sewer main which currently exceeds capacity and no known surcharges or SSO's occurred in this district. The Authority has taken measures to maintain the integrity of the system and reduce inflow and infiltration problems. As stated above, the Authority continues to implement the sewer cleaning program in order to maintain the integrity of the system. In addition, the Authority is planning to institute a service lateral inspection/rehabilitation program designed to eliminate potential sources of I&I such as failing laterals and illegal connections.

7. Attach a discussion on the condition of sewage pumping (pump) stations. Include a comparison of the maximum pumping rate with present maximum flows and the projected 2-year maximum flows for each station. (25 Pa. Code § 94.12(a)(7))

Check the appropriate boxes:

- ☒ The collection system does not contain pump stations
- ☐ The collection system does contain pump stations (Number –)
- ☐ Discussion of condition of each pump station attached (**Attachment**)

8. If the sewage collection system receives industrial wastes (i.e., non-sanitary wastes), attach a report with the information listed below. (25 Pa. Code § 94.12(a)(8)) **N/A**

- a. A copy of any ordinance or regulation governing industrial waste discharges to the sewer system or a copy of amendments adopted since the initial submission of the ordinance or regulation under Chapter 94, if it has not previously been submitted.
- b. A discussion of the permittee's or municipality's program for surveillance and monitoring of industrial waste discharges into the sewer system during the past year.
- c. A discussion of specific problems in the sewer system or at the plant, known or suspected to be caused by industrial waste discharges and a summary of the steps being taken to alleviate or eliminate the problems. The discussion shall include a list of industries known to be discharging wastes which create problems in the plant or in the sewer system and action taken to eliminate the problem or prevent its recurrence. The report may describe pollution prevention techniques in the summary of steps taken to alleviate current problems caused by industrial waste dischargers and in actions taken to eliminate or prevent potential or recurring problems caused by industrial waste dischargers.

Check the appropriate boxes:

- ☐ Industrial waste report as described in 8 a., b. and c. attached (**Attachment**)
- ☐ Industrial pretreatment report as required in an NPDES permit attached (**Attachment**)

9. Existing or Projected Overload. **N/A**

Check the appropriate boxes:

- ☐ This report demonstrates an existing hydraulic overload condition.
☐ This report demonstrates a projected hydraulic overload condition.
☐ This report demonstrates an existing organic overload condition.
☐ This report demonstrates a projected organic overload condition.

If one or more boxes above have been checked, attach a Corrective Action Plan (CAP) to reduce or eliminate present or projected overloaded conditions under §§ 94.21 and/or 94.22 (relating to existing overload and projected overload). (25 Pa. Code § 94.12(a)(9))

- ☐ Corrective Action Plan attached (**Attachment**)

10. Where required by the NPDES permit, attach a Sewage Sludge Management inventory that demonstrates a mass balance of solids coming in and leaving the facility over the previous calendar year. **N/A**

- ☐ Sewage Sludge Management Inventory attached (**Attachment**)

11. For facilities with CSOs and where required by the NPDES permit, attach an Annual CSO Report (including satellite combined sewer systems). **N/A**

- ☐ Annual CSO Report attached (**Attachment**)

12. For POTWs, attach a calibration report documenting that flow measuring, indicating and recording equipment has been calibrated annually. (25 Pa. Code § 94.13(b)) **N/A**

- ☐ Flow calibration report attached (**Attachment**)

RESPONSIBLE OFFICIAL CERTIFICATION

I certify under penalty of law that this document and all attachments were prepared under my direction or supervision in accordance with a system designed to assure that qualified personnel properly gathered and evaluated the information submitted. Based on my inquiry of the person or persons who manage the system or those persons directly responsible for gathering the information, the information submitted is, to the best of my knowledge and belief, true, accurate, and complete. I am aware that there are significant penalties for submitting false information, including the possibility of fine and imprisonment for knowledge of violations. See 18 Pa. C.S. § 4904 (relating to unsworn falsification).

Kevin Matson, P.E. Operation Manager

Name of Responsible Official

Signature

610-566-5376


Telephone No.

Date

PREPARER CERTIFICATION

I certify under penalty of law that this document and all attachments were prepared by me or otherwise under my direction or supervision in accordance with a system designed to assure that qualified personnel properly gathered and evaluated the information submitted. The information submitted is, to the best of my knowledge and belief, true, accurate, and complete. I am aware that there are significant penalties for submitting false information, including the possibility of fine and imprisonment for knowledge of violations. See 18 Pa. C.S. § 4904 (relating to unsworn falsification).

James P. Kelly, P.E., Authority Engineer



Name of Preparer

Signature

610-358--9363

2/23/2024

Telephone No.

Date



CHAPTER 94 MUNICIPAL WASTELOAD MANAGEMENT ANNUAL REPORT INSTRUCTIONS

This form has been developed to promote consistency in the development of annual municipal wasteload management reports ("Chapter 94 reports") required by 25 Pa. Code § 94.12. At least two copies of the complete report must be submitted to the appropriate regional office of the Department of Environmental Protection (DEP) by March 31.

Enter the calendar year that the report covers at the top of the form. Check the appropriate box to indicate whether the permittee is the owner/operator of a publicly owned treatment works (POTW) or other sewage treatment facility, or is the owner/operator of a sewage collection system that is tributary to a POTW owned/operated by a different entity.

General Information

Record the name of the permittee, the permittee's full mailing address, the permittee's contact person and this person's title, phone number and email address. Also record the permit number (NPDES or WQM), the effective date of permit coverage, the expiration date of permit coverage (if applicable), the date by which an application or NOI is due for reissuance (renewal) (if applicable), the municipality and county where the sewage treatment facility or collection system is located, and the name of the consultant (company name), if any, who assisted in the preparation of the form.

Chapter 94 Report Components

This section requests responses to 12 questions that, if applicable, must be addressed for a complete Chapter 94 report. Questions 1 – 9 and 12 come directly from the Chapter 94 regulations, i.e., 25 Pa. Code §§ 94.12(a)(1) – 94.12(a)(9) and 94.13(b). Some questions request that you check an appropriate box, attach the information requested, and specify the attachment number, while responses to other questions may be entered directly on the form.

For Questions 1 and 2, permittees may use DEP's Chapter 94 Spreadsheet to satisfy 25 Pa. Code §§ 94.12(a)(1) and 94.12(a)(2), respectively. DEP encourages use of the Chapter 94 Spreadsheet to provide consistency in the format and calculations associated with hydraulic and organic load evaluations (see www.depweb.state.pa.us/chapter94). If the Chapter 94 Spreadsheet was used, check the appropriate box(es) and attach printouts of the data and graphs to the Chapter 94 report. If this report is being used for a collection system only, these graphs are not needed.

For Question 6, if the permittee checks the box that there were capacity-related bypasses or SSOs during the report year, in general the box for existing hydraulic overload in Question 9 should be checked. If the permittee checks the box in Question 6 because surcharging occurred during the report year, in general the box for projected hydraulic overload in Question 9 should be checked.

For Question 8, if the permittee has an EPA-approved pretreatment program, attachment of an annual pretreatment report as required in an NPDES permit will satisfy the requirement for an industrial waste report.

For Question 10, if a permit requires a "Sewage Sludge Management" inventory, check the appropriate box if the inventory is attached to the Chapter 94 report.

For Question 11, if an NPDES permit (individual permit or, for satellite collection systems, PAG-06 General NPDES permit coverage) requires an Annual CSO (Status) report, attach the CSO report to the Chapter 94 report and check the appropriate box.

Certification

In accordance with 25 Pa. Code § 94.12(a), both the individual who prepared the report and (a responsible official of) the permittee must sign the report. The term "responsible official" for a municipality is a principal executive officer or ranking elected official.

Questions on the completion of Chapter 94 reports may be directed to DEP's Bureau of Point and Non-Point Source Management at (717) 787-8184 or to the appropriate DEP regional office (contact information available by visiting DEP's website, www.depweb.state.pa.us, and selecting Regional Resources).

**Chapter 94
Municipal Wasteload Management
Annual Report**

**Chapter 94 Annual Report – Year 2023
Farnum Road District Into C.D.C.A**

**For
Upper Providence Township Sewer Authority
Delaware County
935 North Providence Road
Media, PA 19063
(610) 566-5376**

Prepared by:



February 2024

**Kelly Engineers & Surveyors
30 LaCrue Ave, Suite 201
Glen Mills, PA 19342
Ph: 610-358-9363
Fax: 610-358-9376**

Prepared for:

**Upper Providence Township Sewer Authority
935 North Providence Road
Media, PA 19063**

A handwritten signature in blue ink, appearing to read 'J. P. Kelly', is written over a thin horizontal line.

**James P. Kelly, P.E.
Kelly Engineers & Surveyors**

TABLE OF CONTENTS

<u>TOPIC</u>	<u>PAGE</u>
Introduction.....	3
Hydraulic and Organic Loadings.....	4
5-Year Hydraulic and Organic Loading Projections.....	4
Sewer Extensions.....	4
Program for Sanitary Sewer Monitoring, Maintenance, and Repair.....	5
Condition of the Sewer System.....	6
Sewage Pumping Stations.....	7
Industrial Wastes.....	7
Corrective Action Plan.....	9
Calibration Reports.....	9
Tributary Municipality Reports.....	10

ATTACHMENTS LIST

A. Sanitary Sewer Map

REPORT REQUIREMENTS

1. INTRODUCTION

This section should give a brief description of the sewer service area covered by the report. List all tributary municipalities that send sewage to the Wastewater Treatment Facility (WWTF), and list those portions of the service area that are owned/operated by other permittees.

Discuss the age of the WWTF and a general description of the wastewater treatment process. If available, a process diagram could be included in an appendix to the report.

BACKGROUND

The following Chapter 94-Municipal Wasteload Management 2023 Annual Report has been prepared for the Upper Providence Township Sewer Authority. The purpose of the report is to serve as an addendum to the Chapter 94 Report prepared for the Central Delaware County Authority (C.D.C.A.)/Delcora.

Upper Providence Township is currently serviced by three wastewater treatment plants. This report will focus solely on the C.D.C.A.

C.D.C.A. / Delcora – are located downstream of an interceptor in Crum Creek and the treatment plant is located on Highland Avenue in the City of Chester, on the banks of the Delaware River.

The collection system which conveys from Upper Providence Township into the C.D.C.A. system is comprised of an 8" PVC gravity main which follows Farnum Road and enters the Crum Creek Interceptor. Low pressure lines (2" SDR11 HDPE) from two tributary streets, Dyanna Lane and Dogwood Road, connect to that gravity line. In addition, two separate 8" PVC sanitary sewer mains on Crum Creek Road connect to C.D.C.A. through the Farnum Road line and the Nether Providence Township sanitary system.

There are no combined sewers in Upper Providence Township.

2. HYDRAULIC AND ORGANIC LOADINGS

Provide a line graph depicting the monthly average flows (in MGD) for each month for the past 5 years and projecting the flows for the next 5 years. The graph should include a line depicting the hydraulic design flow of the plant included in the Water Quality Management Part II Permit.

Provide a line graph depicting the monthly average organic loadings in pounds per day (lbs/day) BOD₅, for each month for the past 5 years and projecting the monthly average organic loading for the next 5 years. The graph should also include a line depicting the organic loading design (expressed in lbs/day) of the plant included in the Water Quality Management Part II Permit.

List the permitted capacities of your WWTF:

This section is non-applicable for Upper Providence Township. As stated above, the sewer flows from Upper Providence Township into either the Media WWTP, C.D.C.A WWTP or the Southwest Delco. Municipal Authority WWTP.

3. 5-YEAR HYDRAULIC AND ORGANIC LOADING PROJECTIONS

This section should provide a description of the basis for the hydraulic and organic loading 5-year projections, including the data and calculations that were used to determine them. Your projections should include the following elements:

N/A - No WWTP's are owned or operated by Upper Providence Township.

4. SEWER EXTENSIONS

This section should provide the following information:

- a. A map showing all sewer extensions constructed within the past calendar year;*
- b. A map showing sewer extensions approved or exempted in the past year in accordance with the PA Sewage Facilities Act (35 P.S. §§ 750.1—750.20) and Chapter 71 (relating to administration of the sewage facilities program), but not yet constructed;*
- c. A map showing all known proposed projects which require public sewers but are in the preliminary planning stages.*
- d. A list summarizing each extension or project.*

- e. *If a sewer extension approval or proposed project includes schedules for completing the project over time, the list should describe the projects projected build-out over time.*

This section should clearly indicate whether or not each of the above requirements is applicable for the report's calendar year. For example, if no sewer extensions were constructed in the past calendar year, clearly indicate this in the report.

The Farnum Road sewer district is essentially built out with all properties connected to public sewers. No sewer extensions were conducted within the last year. From year 2009 to the current date, the Sewer Authority awarded bids for the construction of the Low-Pressure Sanitary Sewer Mains for Sewer Districts 1 through 9. All phases of the project have been constructed. See attached map in Appendix A.

To date the following permits have been approved and pumps have been installed / inspected:

Phase 1:	225 permits, 222 pumps
Phase 2:	186 permits, 185 pumps
Phase 3:	121 permits, 121 pumps
Phase 4:	82 permits, 81 pumps
Phase 5:	150 permits, 147 pumps
Phase 6:	173 permits, 168 pumps
Phase 7:	70 permits, 67 pumps
Phase 8:	131 permits, 130 pumps
Phase 9:	97 permits, 94 pumps

As of February 23, 2024, approximately 1,235 permits have been approved and 1,235 pumps have been installed/inspected; connecting 95.2% of the customers to public sewer.

5. PROGRAM FOR SANITARY SEWER MONITORING, MAINTENANCE, AND REPAIR

This section should include a detailed discussion of the permittee's program for sewer system:

- a. *Monitoring;*
- b. *Maintenance;*
- c. *Repair;*
- d. *Rehabilitation;*
- e. *Routine and special activities;*
- f. *Personnel and equipment used;*

- g. Sampling frequency;
- h. Quality assurance;
- i. Data analyses;
- j. Infiltration/inflow (I/I) monitoring;
- k. Maintenance and control of combined sewer regulators during the past year, where applicable.

Provide a detailed description of actual work conducted during the calendar year for each of the items noted above, including the findings of those efforts and any proposed follow-up work and/or investigations for the subsequent year.

Where flow monitoring has been conducted, provide an analysis of the flow-meter data. Have portions of the system shown evidence of I/I? What work is currently being conducted or proposed, to address excess flows?

During the 2010 calendar year, a ProMag 53 Flowmeter was installed at the intersection of Farnum Road and Crum Creek Road. This flowmeter monitors all flows generated entering the Farnum Road CDCA district.

During the 2012 calendar year, a ProMag 53 Flowmeter was installed at the intersection of Dog Kennel and Paxon Hollow Road. This flowmeter monitors all flows generated entering from the "Phases 5, 6, 7 and 8" CDCA districts.

During the 2012 calendar year, a ProMag 53 Flowmeter was installed at the intersection of State Road and Crum Creek Road. This flowmeter monitors all flows generated entering from the "Phase 9" CDCA district.

In an effort to maintain the system and diagnose sewer conditions, the Sewer Authority has implemented a 4 year program of television inspection and cleaning. In addition, the branches of the sanitary sewers located on Dyanna Lane, Dogwood Road and several private driveways and all future public sewers (Sewer Districts 5 through 9) are low-pressure systems that are free from the effects of Inflow and Infiltration.

6. CONDITION OF THE SEWER SYSTEM

This section requires a discussion of the condition of the sewer system, including portions where conveyance capacity is exceeded or will be exceeded in the next 5 years. It should include a discussion of those portions of the system where rehabilitation or cleaning is needed or underway to maintain the integrity of the system and prevent or eliminate:

- a. *Bypassing;*
- b. *Combined sewer overflows;*
- c. *Sanitary sewer overflows;*
- d. *Excessive infiltration;*
- e. *Other system problems.*

Include a discussion of available existing and future capacity. The discussion should include the following:

- f. *The age of the sewer system.*
- g. *The type of material of which the system is made (i.e., brick, vitrified clay, PVC, Orangeburg, etc.).*
- h. *An analysis that determines whether the existing sewer lines are sized properly for the connected population.*
- i. *A discussion of any portions of the system that should be repaired, replaced or rehabilitated, including a timeframe by which any proposed actions are expected to be completed.*

Discuss any portions of the sewer system in which surcharging occurs:

- j. *How often does the system surcharge in each location?*
- k. *What size storm events create surcharging sewer lines?*
- l. *What is the cause of the surcharging?*
- m. *Sewer systems that surcharge during wet weather indicate a lack of hydraulic capacity and are considered to be in a projected hydraulic overload. For such conditions, permittees should submit a CAP and CMP with the annual report, as required by 25 Pa Code § 94.22.*

Provide a list of all SSOs that occurred during the calendar year, including their cause and location (a copy of the Southeast Regional Office's SSO Report Form submitted by the permittee is acceptable). SSOs related to wet weather should be discussed:

- n. *Explain if there is a history of SSOs at each reported location. If a trend of SSOs at specific locations during rain events is documented, this indicates a lack of hydraulic capacity and is considered a hydraulic overload condition.*
- o. *Why are SSOs occurring at each location? Has a hydraulic analysis been conducted, and if so, what were the results and recommendations for corrective action?*
- p. *Provide an analysis of flow metering that has been conducted.*
- q. *Sewer systems that experience SSOs are considered to be in an existing hydraulic overload. A CAP and CMP should be submitted with the annual report, as required by 25 Pa Code § 94.21.*

The Department strongly recommends that existing capacity be documented with flow meter data. Whether flow meters are already in place, or are proposed to be used throughout the system to gather flow

data on sub-basin approach – existing capacity should be documented with data that describes actual flow conditions during dry-weather and wet weather conditions:

- r. Dry weather flows should be monitored to document baseline flows and for comparison purposes, to determine the extent of I/I within the collection and conveyance system.*
- s. Wet weather capacity should be determined by documenting the peak instantaneous (or peak hourly) flow rate as compared to the hydraulic carrying capacity of the sanitary sewer (i.e., Manning's equation).*

There is no apparent gravity main or low pressure sanitary sewer main which currently exceeds capacity and no known surcharges or SSO's occurred in this district. The Authority has taken measures to maintain the integrity of the system and reduce inflow and infiltration problems. As stated above, the Authority continues to implement the sewer cleaning program in order to maintain the integrity of the system.

In addition, the Authority is planning to institute a service lateral inspection/rehabilitation program designed to eliminate potential sources of I&I such as failing laterals and illegal connections.

7. SEWAGE PUMPING STATIONS

If applicable, this section should provide a discussion of the condition of sewage pump stations, including a comparison of the maximum pump rate with present maximum flows and the projected 2-year maximum flows for each station:

N/A-No regional pumping stations exist within the District.

8. INDUSTRIAL WASTES

If applicable, the report on industrial wastes (IW) should include:

- a. A copy of an ordinance or regulation governing IW.*

Upper Providence Township has no ordinance regarding Industrial flow.

- b. A discussion of the permittee's program for surveillance and monitoring of IW discharges to the sewer system during the past year.*

There are no known industrial wastes discharged into the Upper Providence Township sanitary system tributary to the CDCA WWTP.

- c. A discussion of specific problems in the sewer system or at the WWTF, known or suspected to be caused by IW discharges and a summary of steps being taken to alleviate or eliminate the problems.*

There are no known industrial wastes discharged into the Upper Providence Township sanitary system tributary to the CDCA WWTP.

- d. A list of any such industries known to be discharging wastes that create a problem and actions taken to prevent potential or recurring problems caused by the IW dischargers.*

Currently, there are no known Industrial wastes within the CDCA district system, therefore no measures have been taken to alleviate or eliminate industrial waste.

- e. Provide documentation regarding any actions taken against IW dischargers.*

N/A

9. CORRECTIVE ACTION PLAN

If an existing or projected overload condition has been identified at the WWTF or in a portion of the collection and conveyance system owned by any permittee within the WWTF's sewer service area, the respective permittee should provide a CAP and CMP in the Chapter 94 Report to address the overload condition as required under 25 Pa Code §§ 94.21 and 94.22. The attached CAP and CMP development guidelines should be referenced for preparation of these documents.

N/A

10. CALIBRATION REPORTS

As required by 25 Pa Code § 94.13, flow measuring, indicating, and recording equipment should be calibrated annually, and the calibration report should be included in the annual report submitted under § 94.12 (relating to annual report).

Any such equipment at the WWTF and/or within the collection and conveyance system should be calibrated (at a minimum) at this frequency. Calibration reports for each permittee's system should be included in the respective annual reports.

Calibration reports are available via CDCA, who currently owns and operates the flow meters. Flow data will also be available via a web based database, upon completion.

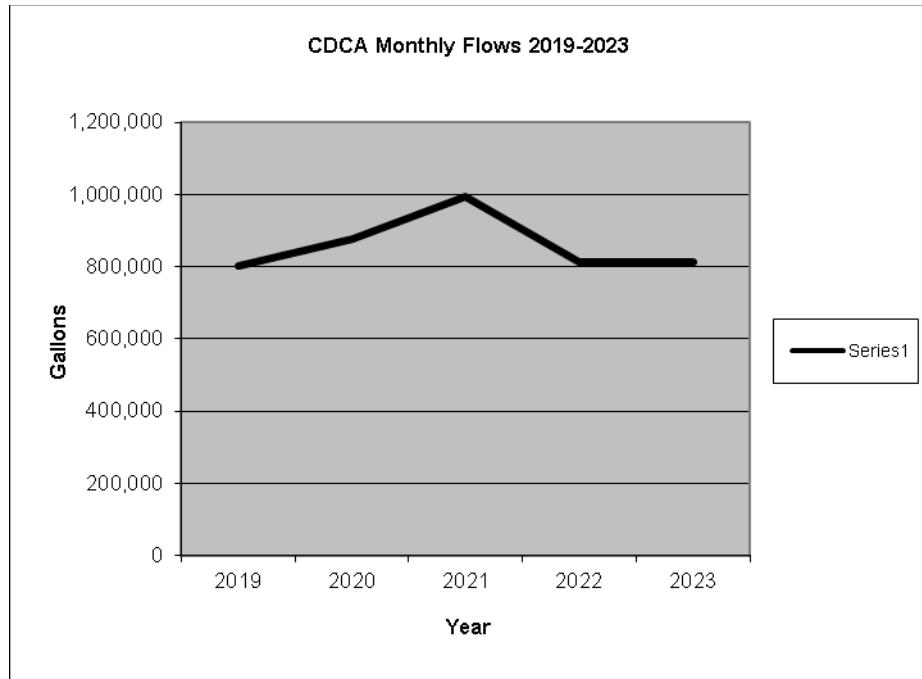
11. TRIBUTARY MUNICIPALITY REPORTS

Each tributary municipality (or authority) that is the permittee of its own collection and conveyance system, but which sends sewage flow to the WWTF submitting this report, must submit their respective information for inclusion in the WWTF's Chapter 94 Report. Each permittee's report should contain all of the information required in 25 Pa Code § 94.12 (Annual Report), excluding that information pertaining to a WWTF or industrial waste dischargers that would be inspected and/or regulated by the permittee of the WWTF. Include copies of any correspondence with tributary municipalities/authorities regarding acquisition of this information.

The reported number of CDCA users is 70 EDU's with an average GPD/EDU of 273.

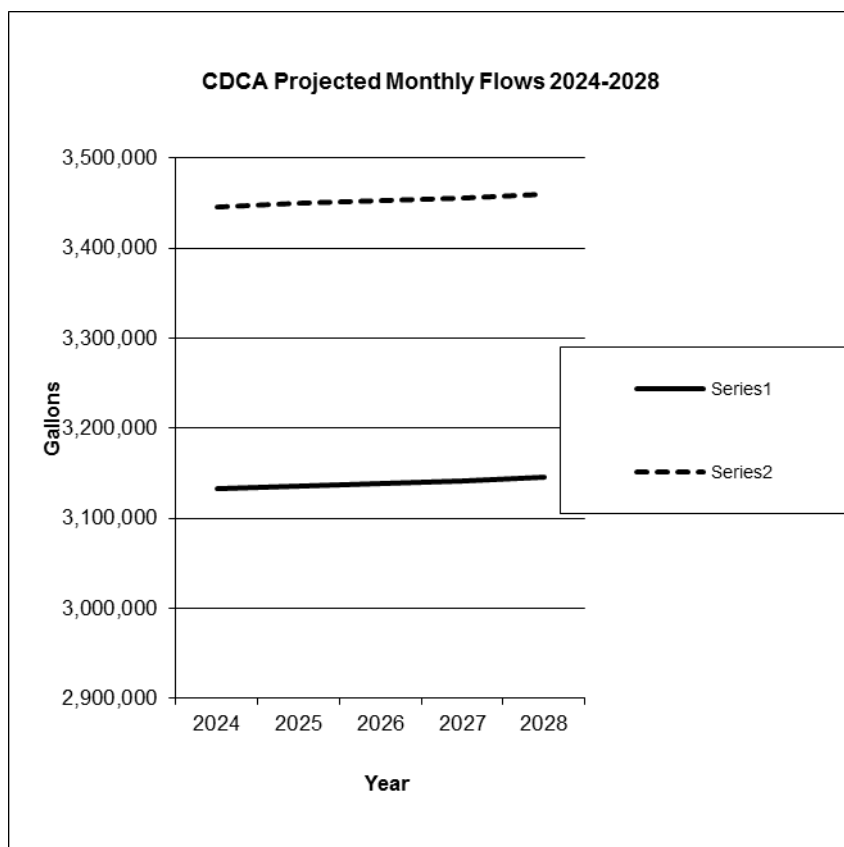
The average monthly flow into the CDCA system for 2023 was approximately 861,334 gallons with an estimated maximum monthly flow of 956,181 gallons. The average monthly flow data from 2019-2023 is as follows:

Year	Average Monthly Flow (GAL)
2019	800,956
2020	876,956
2021	995,940
2022	812,919
2023	812,919



Subsequent to the acceptance of Upper Providence Township as a member municipality of the CDCA, construction of several sewer extensions will significantly increase the number of connections to the system. Based on the current schedule, average monthly flows into the CDCA over the next five years are projected to increase as follows:

Year	Estimated Average Monthly Flow (GAL)	Estimated Max Monthly Flow (GAL)
2024	3,133,000	3,446,300
2025	3,136,000	3,449,600
2026	3,139,000	3,452,900
2027	3,142,000	3,456,200
2028	3,145,000	3,459,500



APPENDIX “A”

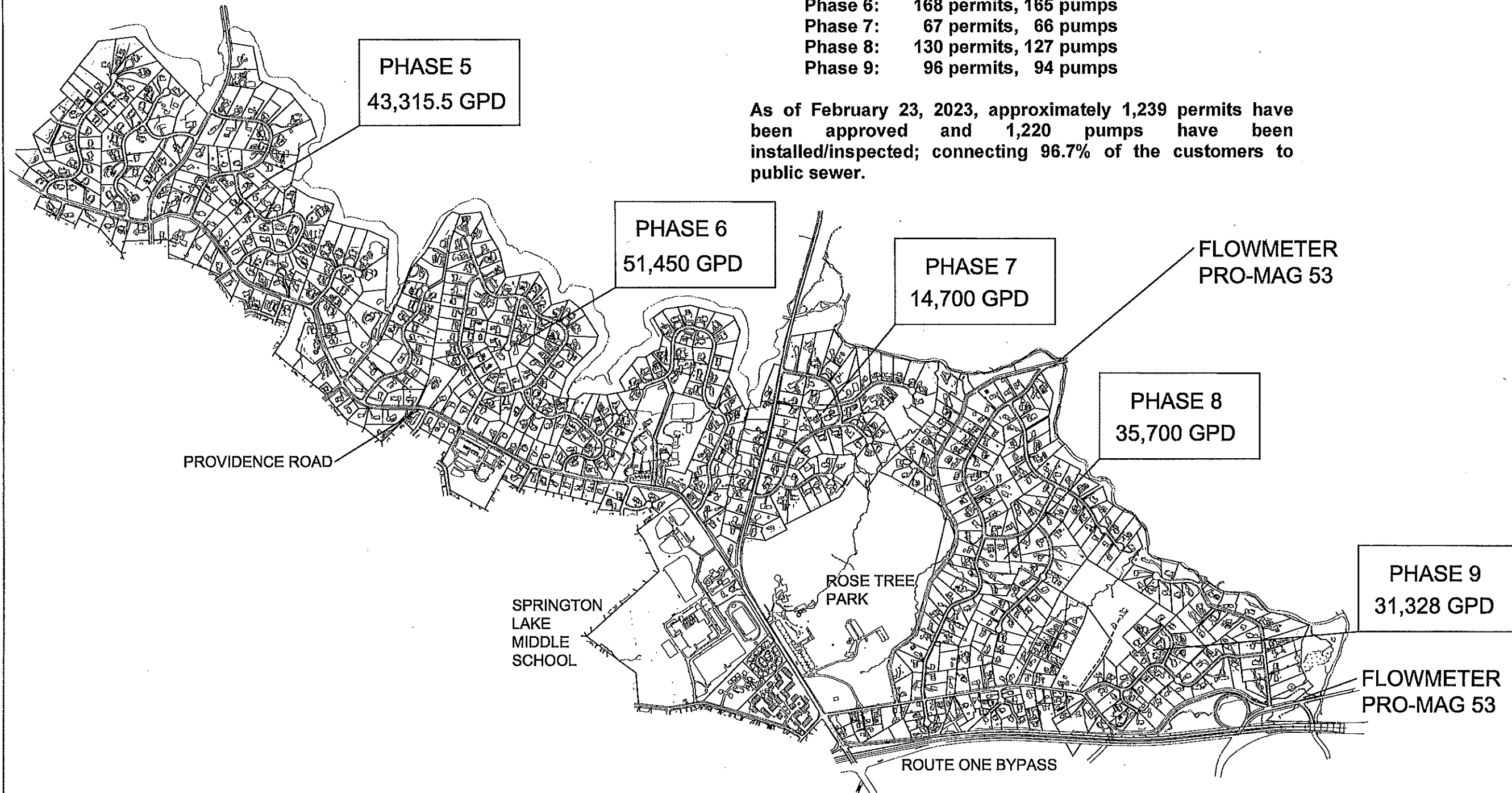
CHAPTER 94 SEWER MAP – Year 2023

* ALSO A FLOWMETER
PRO-MAG 53 AT THE
INTERSECTION OF FARNUM RD
AND CRUM CREEK RD

To date the following permits have been approved and pumps
have been installed / inspected:

Phase 1:	225 permits, 217 pumps
Phase 2:	185 permits, 184 pumps
Phase 3:	121 permits, 121 pumps
Phase 4:	81 permits, 81 pumps
Phase 5:	147 permits, 146 pumps
Phase 6:	168 permits, 165 pumps
Phase 7:	67 permits, 66 pumps
Phase 8:	130 permits, 127 pumps
Phase 9:	96 permits, 94 pumps

As of February 23, 2023, approximately 1,239 permits have
been approved and 1,220 pumps have been
installed/inspected; connecting 96.7% of the customers to
public sewer.



UPPER PROVIDENCE TOWNSHIP CHAPTER 94 REPORT CDCA	
UPPER PROVIDENCE TOWNSHIP DELAWARE COUNTY, PENNSYLVANIA	
SHEET 1 of 1	YEAR 2022 UPPER CRUM CDCA CHAPTER 94



The current connections which flow into the CDCA sewers are listed below:

Farnum Road - 40
 Dogwood Road - 8
 Dyanne Lane - 6
 Crum Creek Rd - 4 (Through CDCA MH at 287 Crum Creek Rd)
 Crum Creek Rd - 6 (Through North Providence Twp. MH in Crum Creek Rd)
 Dog Kennel Road - 4

Total current CDCA Users - 68

SANITARY SEWER MAP

SHEET
 1
 of 1

FARNUM ROAD SANITARY SYSTEM
 C.D.C.A. YEAR 2022
 UPPER PROVIDENCE TOWNSHIP
 DELAWARE COUNTY, PENNSYLVANIA

DATE: FEBRUARY 3, 2022
 DRAWN BY: NCS
 CHECKED BY: HMC
 DESIGNED BY: JPK
 C.D.C.A. YEAR: 2022
 PROJECT NO.: 100-107-22
 UPPER PROVIDENCE TWP.

NO.	DESCRIPTION	DATE
1	REVISION	
2	REVISION	
3	REVISION	
4	REVISION	
5	REVISION	
6	REVISION	
7	REVISION	
8	REVISION	
9	REVISION	
10	REVISION	
11	REVISION	
12	REVISION	
13	REVISION	
14	REVISION	
15	REVISION	
16	REVISION	
17	REVISION	
18	REVISION	
19	REVISION	
20	REVISION	

K

KELLY ENGINEERS
 CONSULTING ENGINEERS & SURVEYORS
 30 Locust Avenue, Suite 201
 Glen Mills, Pennsylvania 19342
 610.358.5563 fax 610.358.5576